



Wharley Hook | | Harlow | CM18 7DN

Offers Over £325,000



Wharley Hook |
Harlow | CM18 7DN
Offers Over £325,000

A RECENTLY REFURBISHED TWO DOUBLE BEDROOM END TERRACE HOUSE offering large corner garden. The ground floor comprises of a spacious entrance hall with bright and airy lounge with ample dining space, modern fitted shaker style kitchen and a useful utility area. The first floor offers two good sized double bedrooms with the master bedroom offering fitted wardrobes and a luxury fitted family bathroom suite. The private rear garden offers plenty of entertaining space with patio, artificial grass and impressive pergola to side. Viewings highly recommended.

- Two Double Bedrooms
- End Terrace House
- Stunning Condition Throughout
- Potential For Parking
- Council Tax Band: C
- EPC Rating: C

Front

Private front garden with patio steps to front door and fence. Our vendors have been given authorisation from Harlow Council to purchase the land to the side (costs in the region of £5,000) to facilitate private driveway to front.

Entrance Hall


5'09 x 11'11 (1.75m x 3.63m)

Composite front door, impressive entrance hall, radiator to wall and internal doors to lounge, kitchen and utility room. Stairs to first floor.



 clarknewman



 clarknewman

 clarknewman



Lounge/Diner

8'10 x 20'00 (2.69m x 6.10m)

Bright and airy lounge with two UPVC double glazed windows providing ample light, log burner and surround, radiator to wall and space for large dining table/seating. UPVC double glazed doors to garden.

Kitchen

7'01 x 12'01 (2.16m x 3.68m)

Modern fitted shaker style kitchen with a range of wall and base units offering integrated gas hob and extractor fan, electric oven and microwave, fridge freezer, washing machine and slimline dishwasher. UPVC double glazed window and door leading to garden.

Utility Room

5'11 x 6'08 (1.80m x 2.03m)

Extremely useful utility room benefitting from worktop and cupboard space. Integrated under counter fridge. Radiator to wall and UPVC double glazed window to front.



Landing

5'10 x 4'10 (1.78m x 1.47m)

Spacious landing with internal doors to double bedrooms and family bathroom. Loft hatch with attached ladder.

Bedroom One

13'03 x 8'06 (4.04m x 2.59m)

Large double bedroom to front with an abundance of fitted wardrobes, radiator to wall and UPVC double glazed window to front.

 clarknewman

 clarknewman



Bedroom Two

8'11 x 11'02 (2.72m x 3.40m)

Double bedroom to front with radiator to wall and UPVC double glazed window to rear. Storage cupboard housing boiler to wall.

Bathroom

7'03 x 5'08 (2.21m x 1.73m)

Luxury fitted fully tiled bathroom suite offering bath with rainfall shower, white toilet and vanity sink. Extractor fan, heated towel rail and UPVC double glazed window to rear.

Garden

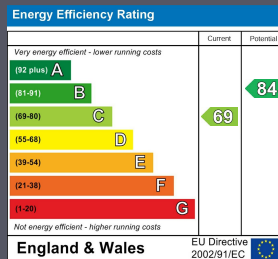
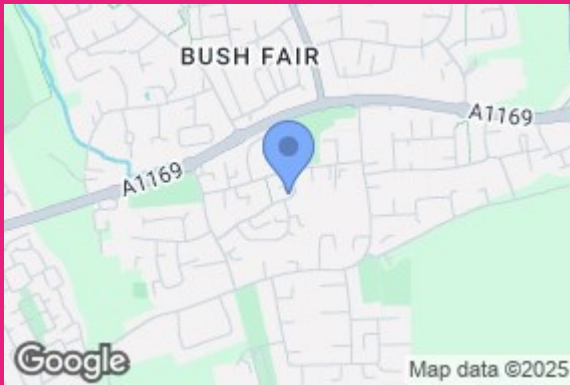
Impressive rear Garden with corner plot offering porcelain tiles, decking and artificial turf. The owners have also fitted a Pergola structure offering further seating/entertaining. Rear access to front.

Agents Notes

The vendors of Wharley Hook have refurbished the property to a very high standard leaving no stone unturned in their re-decorations. Viewings are highly advised.

Local Area

Wharley Hook is a popular area within the town and is located within walking distance to both primary and secondary schooling as well as Bush Fair shopping centre which provides all local amenities.



Equity House
 4-6 Market Street
 Harlow
 Essex
 CM17 0AH
 01279 400444
 hello@clarknewman.co.uk